



UTM
UNIVERSITI TEKNOLOGI MALAYSIA



MYFAD USER MANUAL

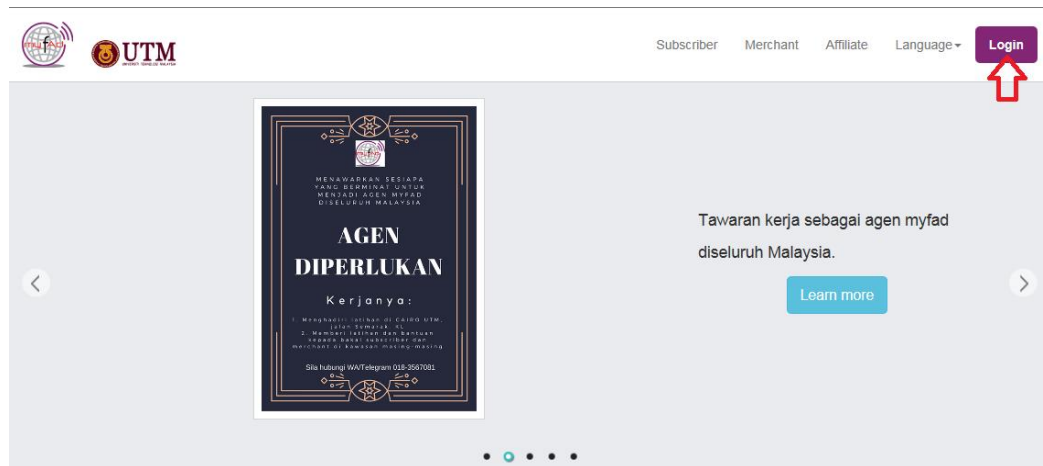
SUBSCRIBER: HOW TO VIEW CASH OUT HISTORY?

VERSION 1.0

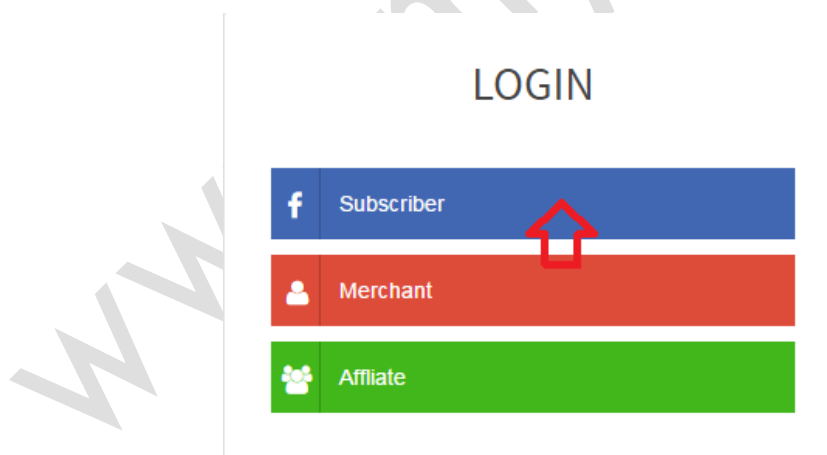
www.myfAd.my

Subscriber: How to Cash Out History?

1. Go to www.myfAd.my . myfAd website will be appeared as below. Click on “Login” button.



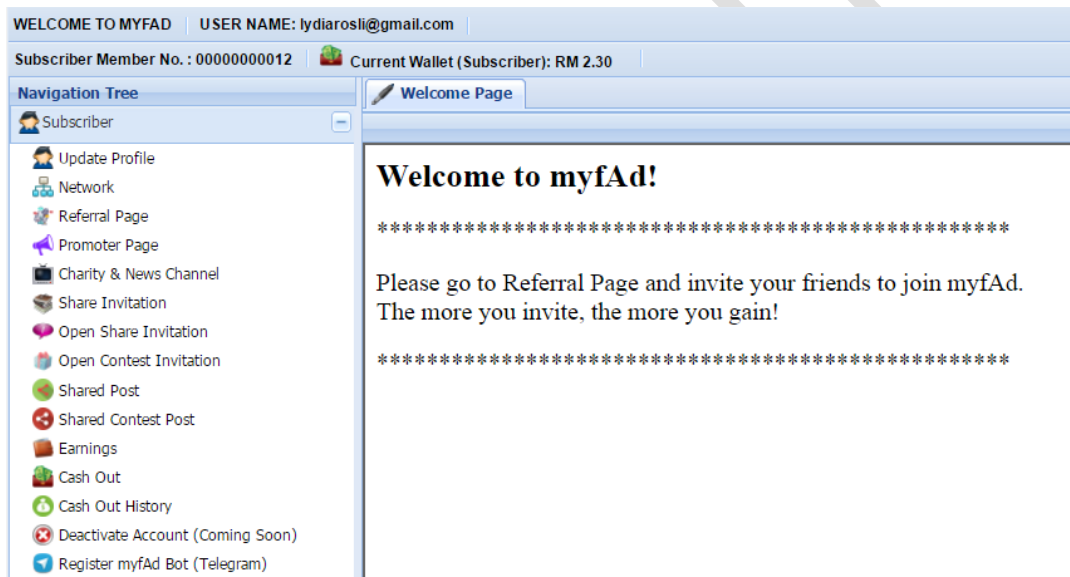
2. Please click on “Subscriber” button.



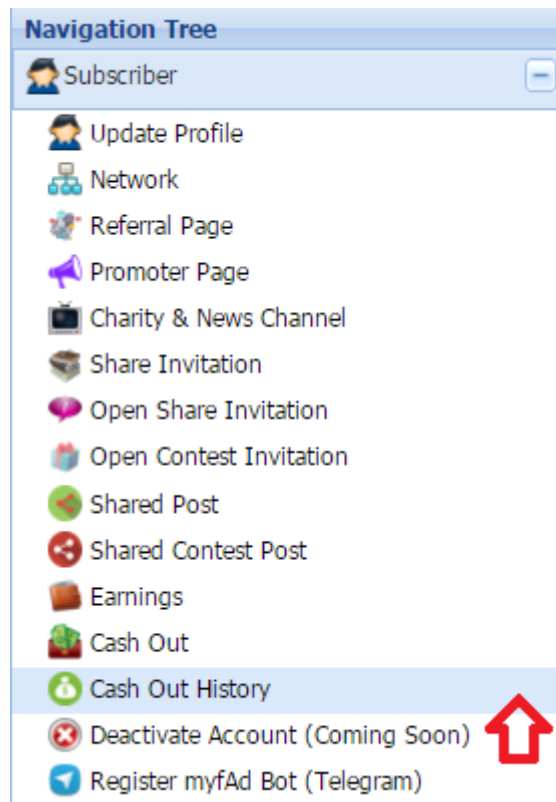
3. Please click on “Facebook Log In” button to enter myfAd system.



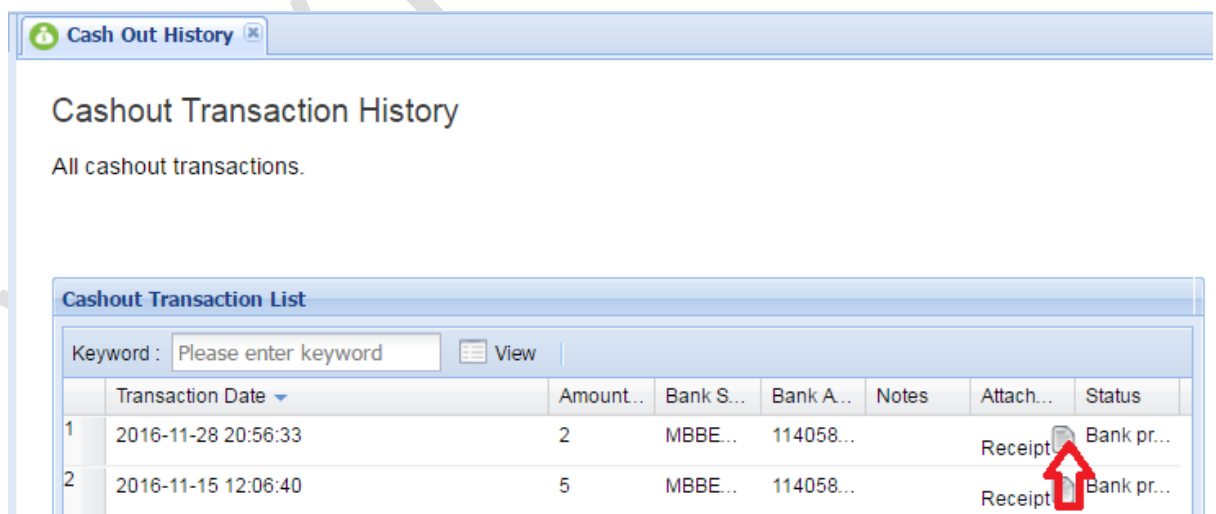
4. A Dashboard page for Subscriber will be appeared.



5. Click on “Cash Out” button on the left hand side menu.




6. You may view all cash out transactions. Click on the “Document” icon to view the payment receipt.



7. A Payment Receipt will be appeared on your screen. Click on “Print” button to print the receipt or “Cancel” button to exit.

Payment Receipt

Viewer

 MYFAD TECH SDN. BHD. (1181054-U)
2790A, JALAN CHANGKAT PERMATA
TAMAN PERMATA, ULU KLANG.
53300 KUALA LUMPUR

CASH OUT

Cashout date	28-Nov-2016
Payment method	Fund Transfer
Ref Number	PO-88

Pay To:

Recipient Name Nenny Ruthfalydia Bank SwiftCode MBBEMYKL
Email lydiarosli@gmail.com Bank Account No 114058824423
Phone Number 016-6668246

Description	Amount (RM)
myfAd Cashout	2
Total (RM)	2

Note to recipient
Thank you for using myfAd

Print Cancel