



**UTM**  
UNIVERSITI TEKNOLOGI MALAYSIA



## **MYFAD USER MANUAL**

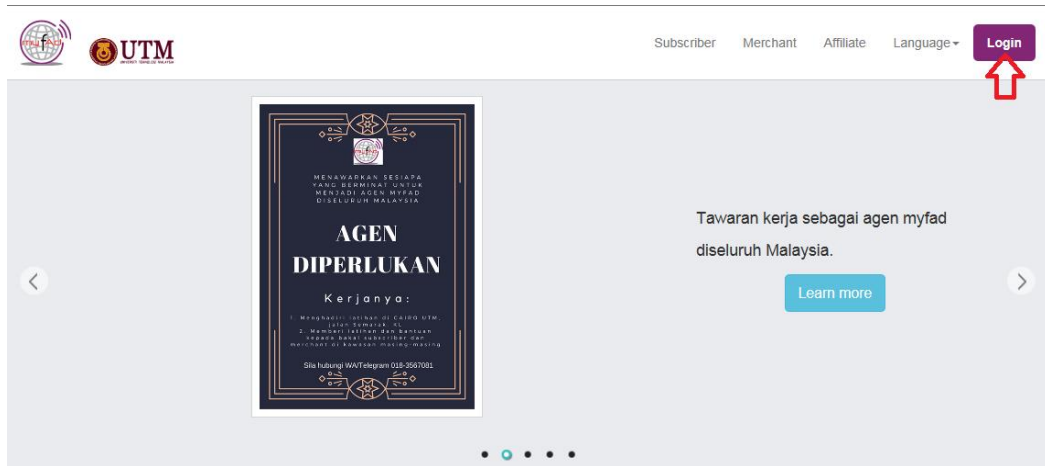
**SUBSCRIBER: HOW TO CASH OUT?**

**VERSION 1.0**

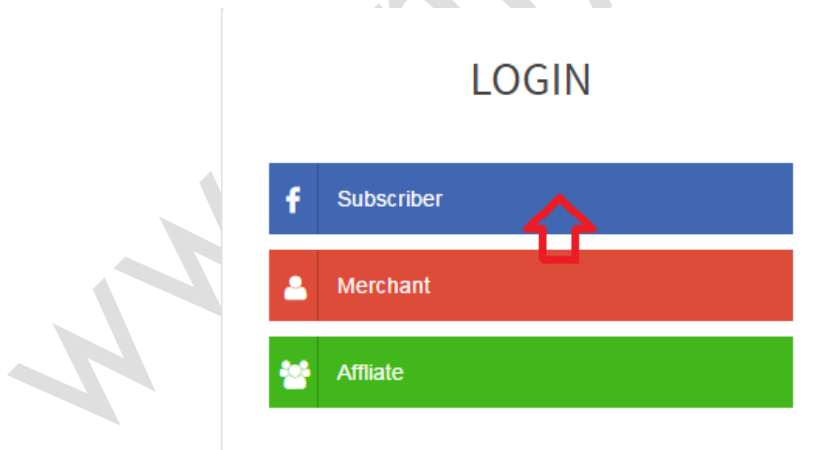
**[www.myfAd.my](http://www.myfAd.my)**

## Subscriber: How to Cash Out?

1. Go to [www.myfAd.my](http://www.myfAd.my) . myfAd website will be appeared as below. Click on “Login” button.



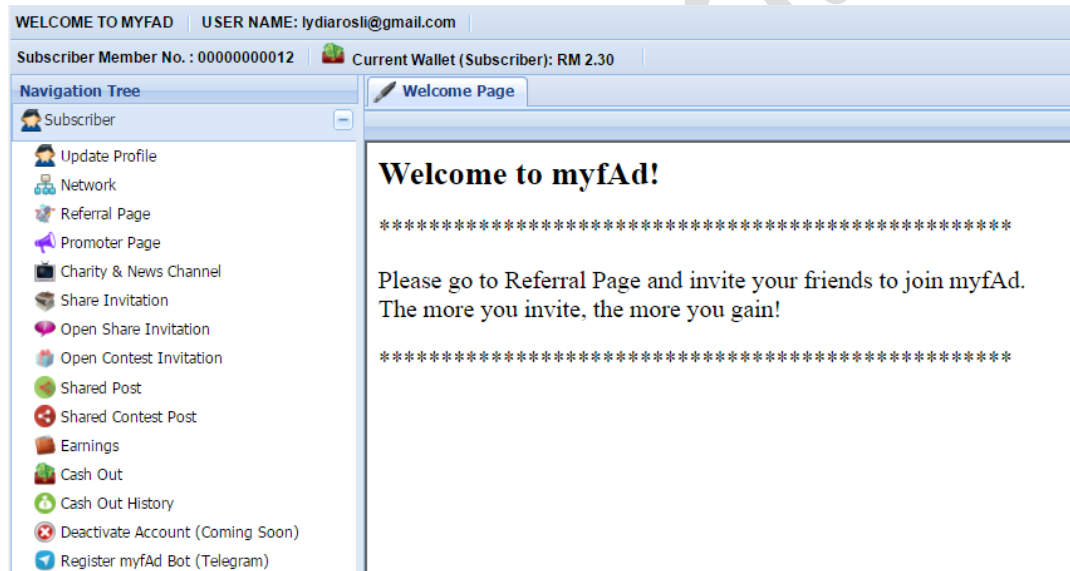
2. Please click on “Subscriber” button.



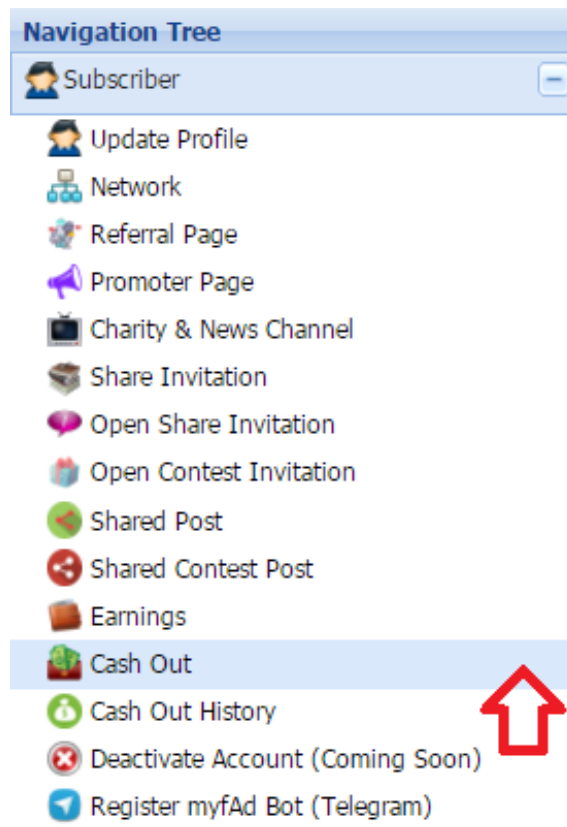
3. Please click on “Facebook Log In” button to enter myfAd system.



4. A Dashboard page for Subscriber will be appeared.



5. Click on “Cash Out” button on the left hand side menu.



6. You may view your current e-wallet balance on the right hand side area. Please choose your bank name from the drop down list. Please enter the bank account holder name and bank account number. Please state also the amount that you want to withdraw from your e-wallet. Click on the “Proceed to Cash Out” to proceed.

The screenshot shows a web application window titled "Cash Out". It displays the user's current wallet balance as RM 2.30. Below this, there is a section for "Update Bank Information" with three input fields: "Bank Name" (a dropdown menu set to "MAYBANK"), "Bank Account Holder Name" (containing "Nenny Ruthfalydia Binti Rosli"), and "Bank Account No" (containing asterisks). A "Cash Out Details" section follows, with "Amount To Cash Out" set to "2" and "Balance" set to "Balance". At the bottom left, there is a "Proceed to Cash Out" button. Red arrows with numbers 1 through 5 point to the Bank Name dropdown, the Bank Account Holder Name field, the Bank Account No field, the Amount To Cash Out field, and the Proceed to Cash Out button, respectively.

7. A dialog box will be appeared on your screen. Click on “Yes” button to proceed.

The screenshot shows a "Confirm Cash Out" dialog box. It contains a question mark icon and the text "Are You Sure To Proceed?". Below the question are two buttons: "Yes" and "No". A red arrow points to the "Yes" button. In the background, a portion of the "Name:" field with the value "MAYBANK" is visible.

8. A cash out note will be appeared on your screen. Please check the information and click on “Confirm” button to proceed.

**Confirm Cash Out**

**myfAd** MYFAD TECH SDN. BHD. (1181054-U)  
2790A, JALAN CHANGKAT PERMATA  
TAMAN PERMATA, ULU KLANG.  
53300 KUALA LUMPUR

**CASH OUT**

Cashout date	28-Nov-2016
Payment method	Fund Transfer
Ref Number	PO-To be generated

Pay To:

Recipient Name Nenny Ruthfalydia Bank SwiftCode MBBEMYKL  
Email lydiarosli@gmail.com Bank Account No \*\*\*\*\*  
Phone Number 016-6668246

Description	Amount (RM)
myfAd Cashout	2
<b>Total (RM)</b>	<b>2</b>

Note to recipient  
Thank you for using myfAd

Cancel Confirm

9. A dialog box will be appeared on your screen. Cash out will be updated once you click on “Yes” button.

out after 10th will be carried to next month


**Confirm Cash Out**

Are You Sure To Proceed?

Yes No

Name: MAYBANK

10. You may view your updated current e-wallet balance on the right hand side are.

 Cash Out ✕

### Cash Out

Your current wallet balance

**RM 0.30**

You can cash out from RM1 up to RM500.  
*Note: Cash out will be processed once a month after the 10th.  
Cash out after 10th will be carried to next month.*

---

#### Update Bank Information

Bank Name:	<input type="text" value="MAYBANK"/>
Bank Account Holder Name:	<input type="text" value="Nenny Ruthfalydia Binti Rosli"/>
Bank Account No:	<input type="text" value="*****"/>