



**UTM**  
UNIVERSITI TEKNOLOGI MALAYSIA



## **MYFAD USER MANUAL**

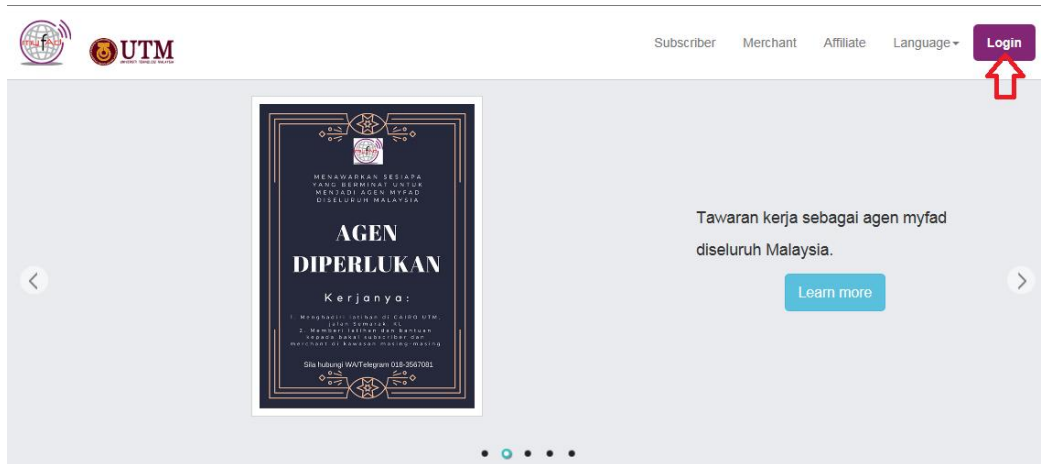
**SUBSCRIBER: HOW TO SHARE  
ADVERTISEMENT POST VIA MYFAD SYSTEM?**

**VERSION 1.0**

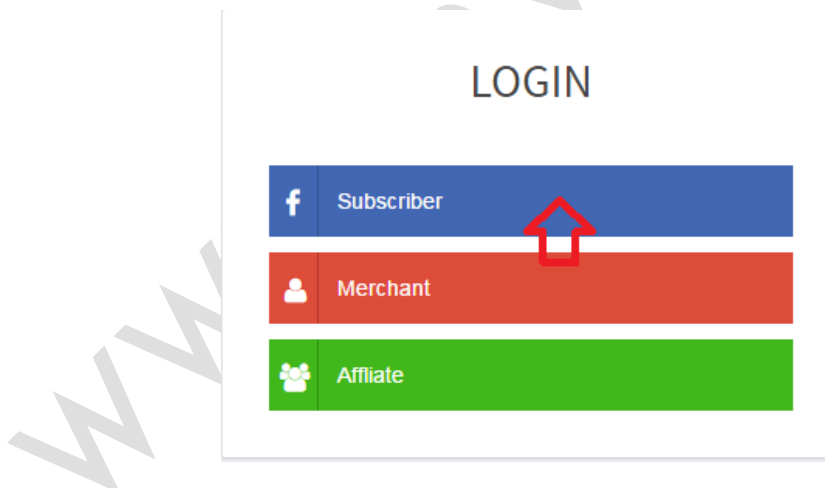
**[www.myfAd.my](http://www.myfAd.my)**

## Subscriber: How to Share Advertisement Post via myfAd System?

1. Go to [www.myfAd.my](http://www.myfAd.my) . myfAd website will be appeared as below. Click on “Login” button.



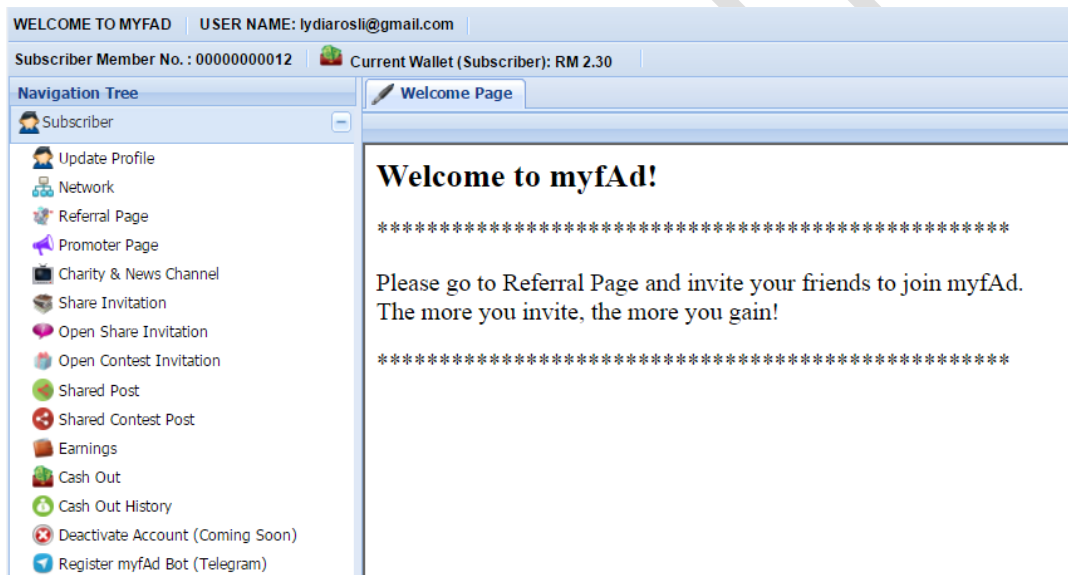
2. Please click on “Subscriber” button.



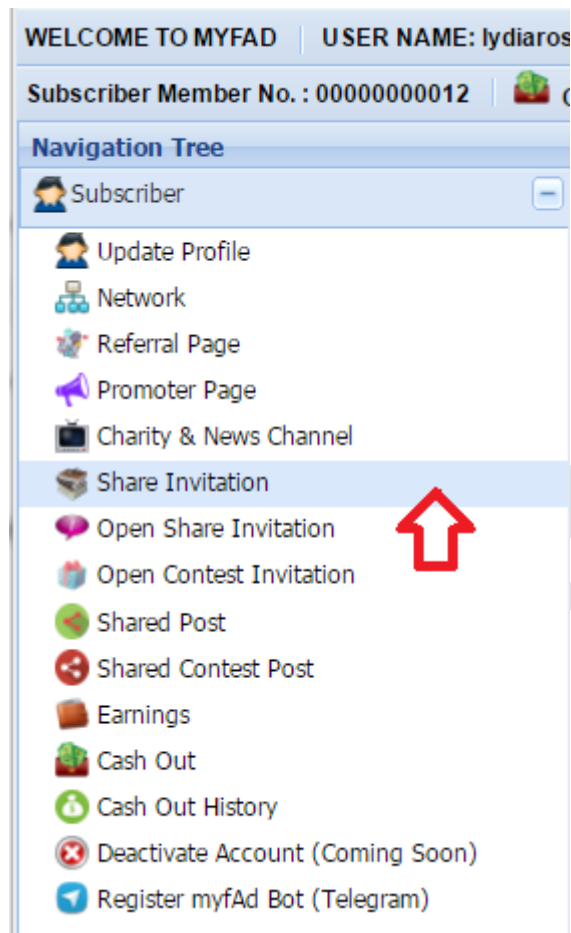
3. Please click on “Facebook Log In” button to enter myfAd system.



4. A Dashboard page for Subscriber will be appeared.



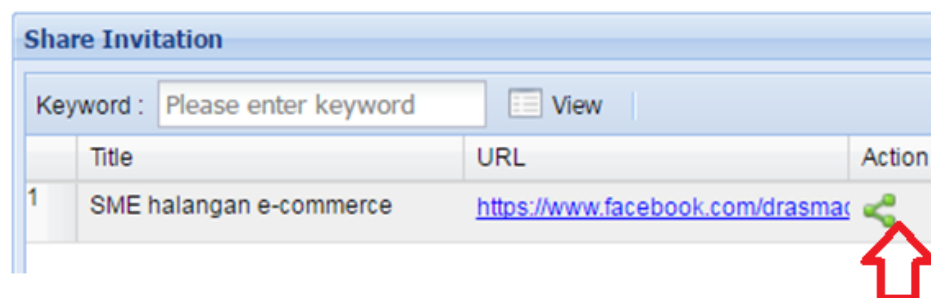
5. Click on “Share Invitation” button on the left hand side menu.



6. Click on the “Share” icon

### Share Invitation

You have been selected to share these posts.  
Share and gain!



7. The advertisement is now on your Timeline in Facebook. Make sure the post is set to “Public”. Please do not delete the post within 1 week or you will lose the commission from myAd.

 **Nenny Ruthfalydia Rosli** shared Dr Asmadi Yusof's photo. 7 hrs · myAd · 



### Main obstacles of SMEs to be involved in e-commerce

Obstacle	Percentage
Lack of e-Transaction System	12%
Market Limitation of e-commerce	13%
Technical Problem in Website Setup	14%
Lack of Relevant Information	16%
Lack of Related Technicians	18%
Limited Coverage of Network	18%
Security Concerns of e-Payment	20%
Cost Involved too Expensive	25%
Poor Bandwidth	30%

Create infographics 

**Dr Asmadi Yusof**  
26 November at 09:47 · 

Nak terlibat dengan online business? Tapi takut terlalu mahal (25%), tak faham cara-caranya (18%), takut kena tipu dengan e-payment (20%) dan lain-lain. Semuanya...

[See more](#)

 Like  Comment  Share  Buffer