



UTM
UNIVERSITI TEKNOLOGI MALAYSIA



MYFAD USER MANUAL

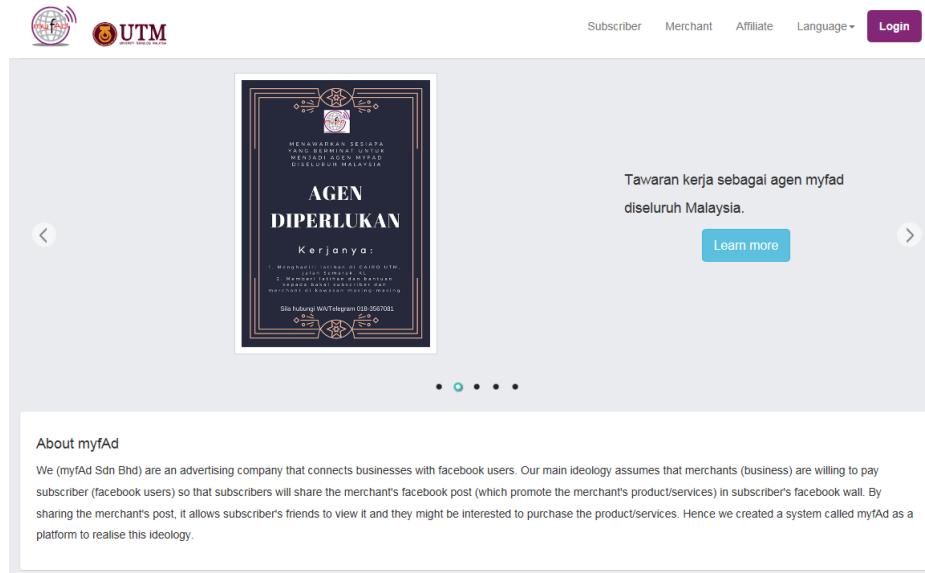
HOW TO REGISTER AS MERCHANT FROM MYFAD WEBSITE?

VERSION 1.0

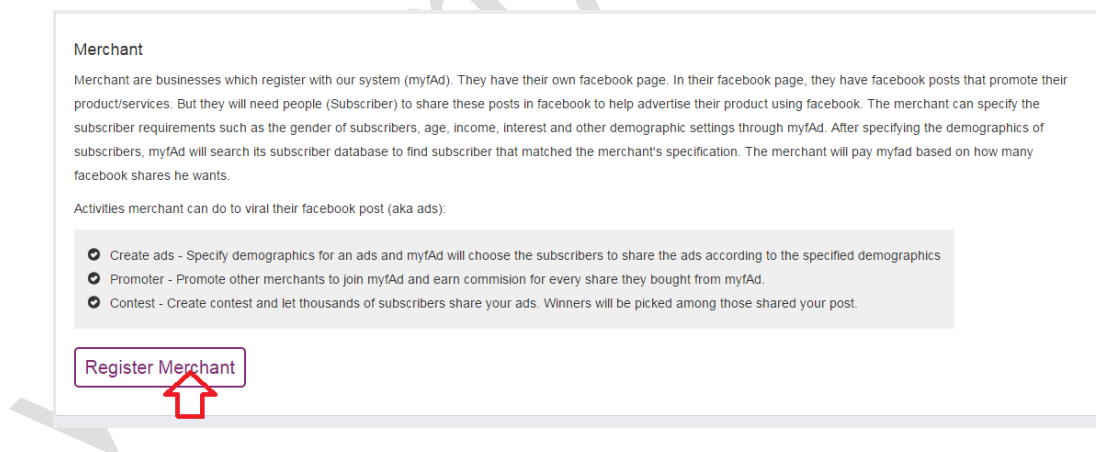
www.myfAd.my

How to Register as Merchant from myfAd Website.

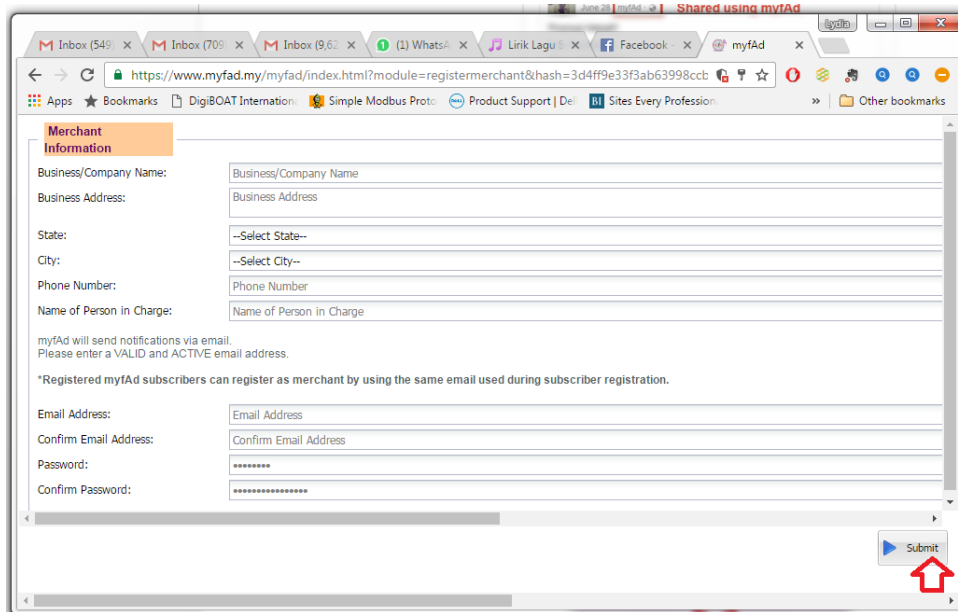
1. Go to www.myfAd.my. myfAd website will appear as below.



2. Scroll down the website until you see Merchant's section. Click on "Register Merchant" button.



3. Fill in the form and click on “Submit” button at the bottom of the page.

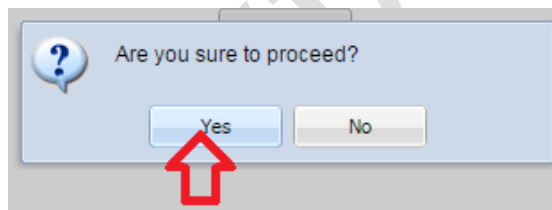


The screenshot shows a web browser window with the URL <https://www.myfad.my/myfad/index.html?module=registermerchant&hash=3d4ff9e33f3ab63398ccb>. The page title is "Shared using myfAd". The browser tabs include "Inbox (54)", "Inbox (70)", "Inbox (9,6)", "(1) WhatsA...", "Lirik Lagu", "Facebook", and "myfAd". The form is titled "Merchant Information" and contains the following fields:

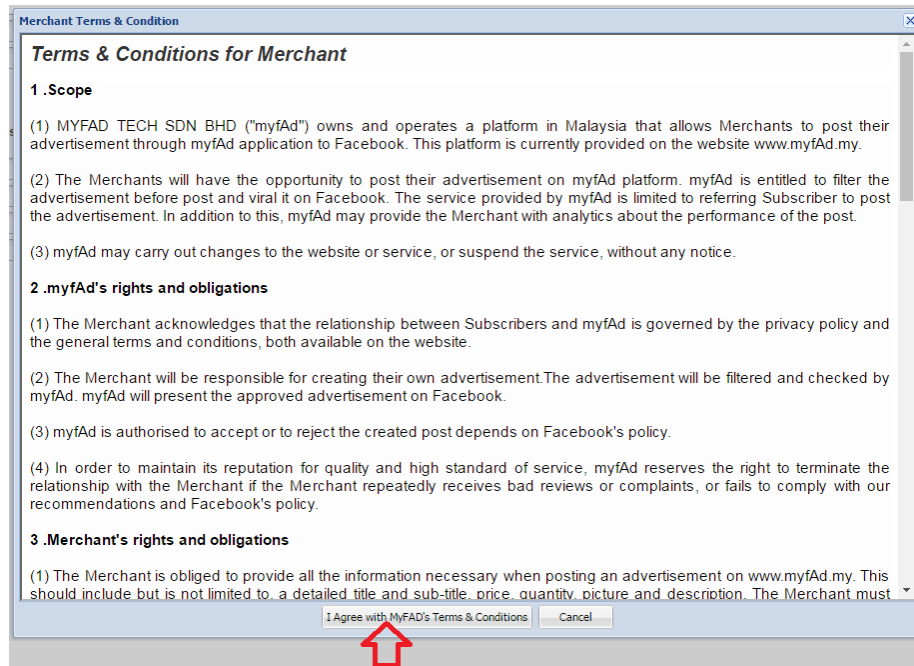
- Business/Company Name:
- Business Address:
- State:
- City:
- Phone Number:
- Name of Person in Charge:
- myfAd will send notifications via email. Please enter a VALID and ACTIVE email address.
- *Registered myfAd subscribers can register as merchant by using the same email used during subscriber registration.
- Email Address:
- Confirm Email Address:
- Password:
- Confirm Password:

A red arrow points to the "Submit" button at the bottom right of the form.

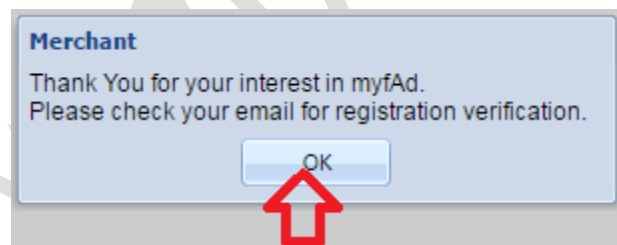
4. Click on the “Yes” button to proceed registration.



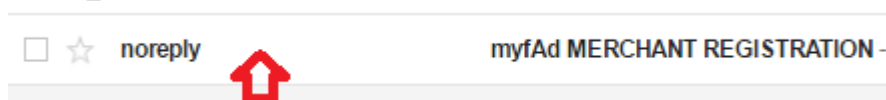
5. Please read the Terms & Conditions for Merchant and click on “I Agree with MyFAD’s Terms & Conditions” button.



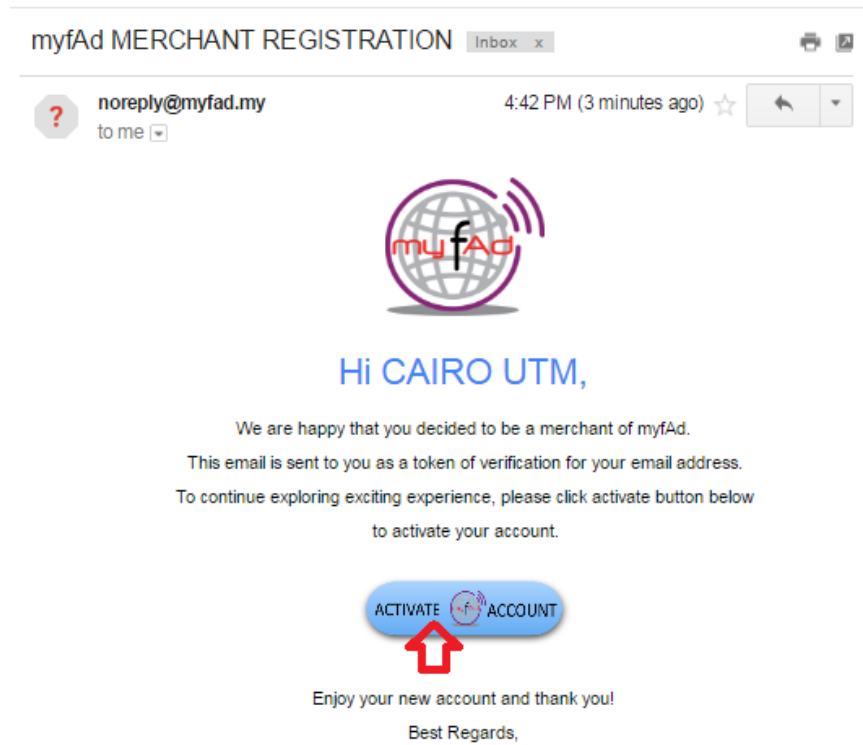
6. Click on “OK” button. An activation link will be sent to your email. Please check your email.



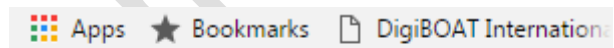
7. Open on email from myfAd.



8. Click on the “Activate Account” button.

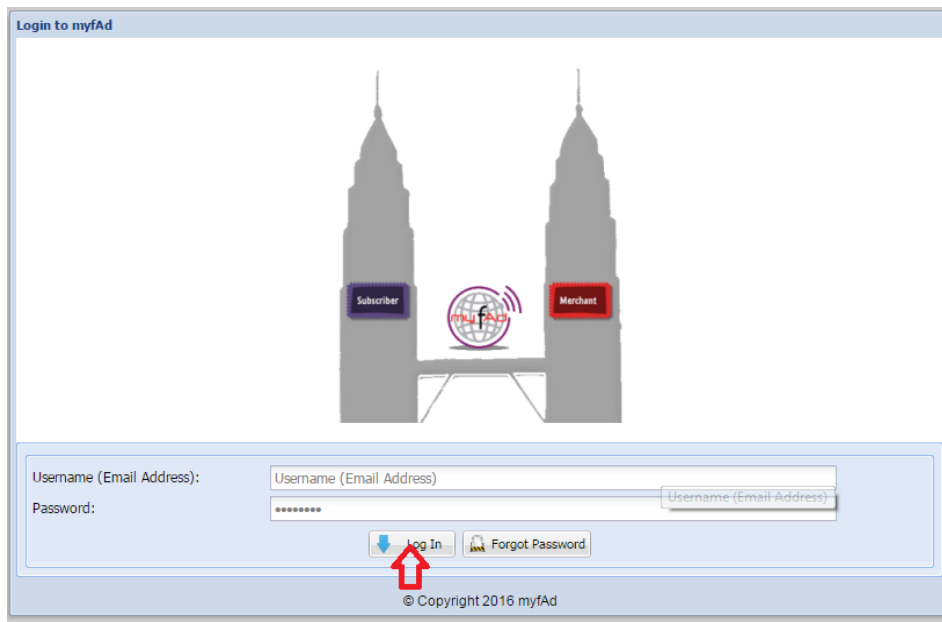


9. A message will be appeared on your browser when your account has been activated.



Activation Code Already Activated !!!

10. Please key-in your Username and Password to enter myfAd system.



11. A Dashboard page for Merchant will be appeared. You now can use myfAd System.

